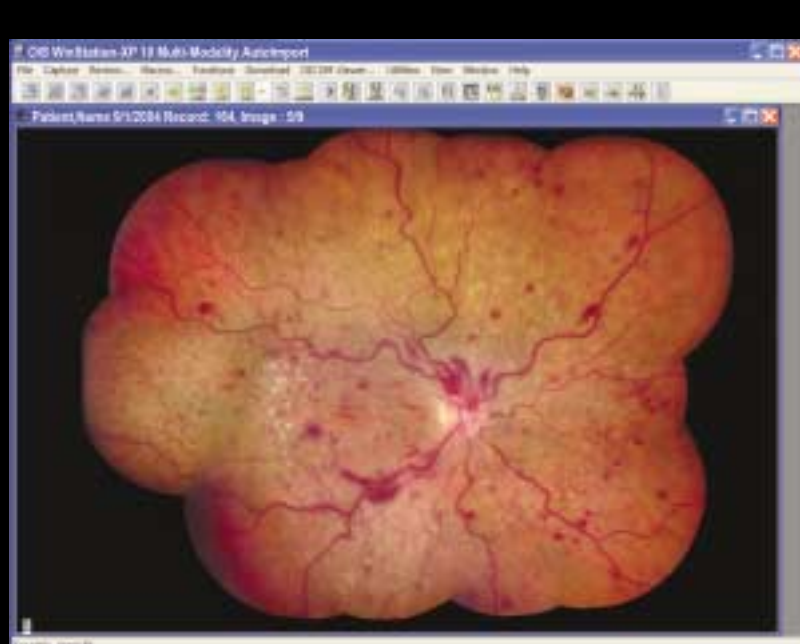


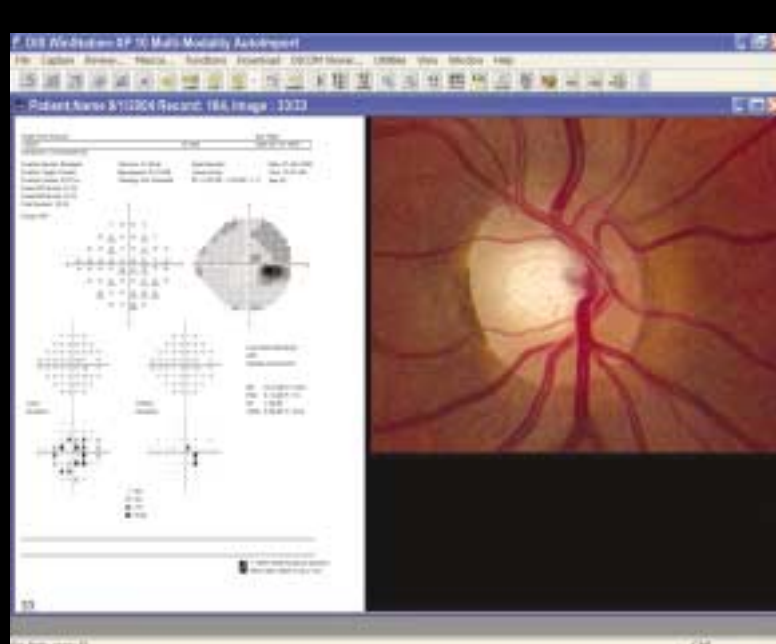
OIS WebStation™

Now you can view ophthalmic information anytime, anywhere.

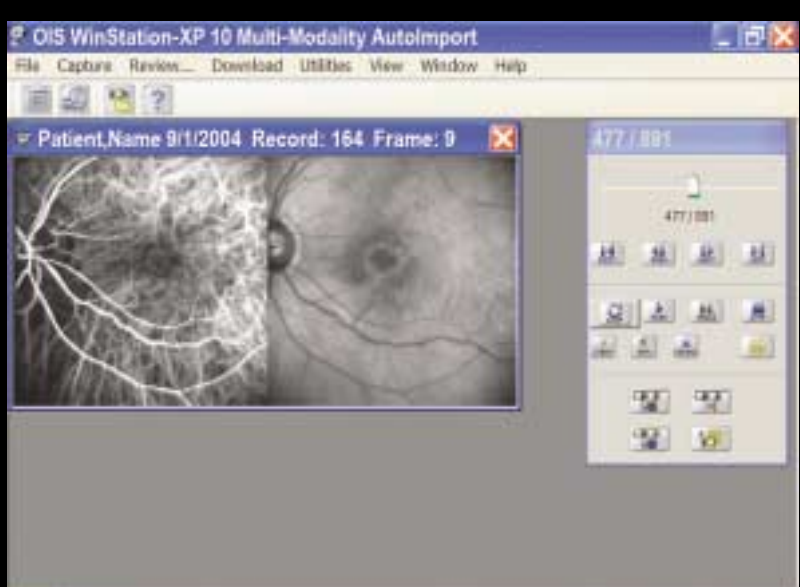
The OIS WebStation™ is a complete server, storage, and remote-access solution that offers you convenient access to a multitude of ophthalmic images, tests, and reports.



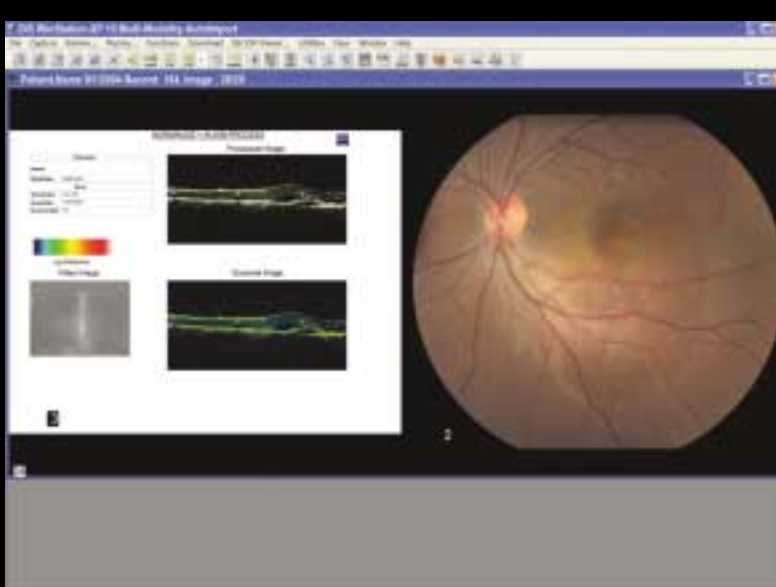
View color/FA/ICG, in various combination views



View Humphrey* Visual Fields and associated optic nerve head images, side-by-side.



View HRT/HRA images, including motion studies.



View side-by-side OCT and fundus image.

Coupled with OIS exclusive AutoImport™ technology, OIS WebStation™ offers you easy access to:

- **Image management**
— FA, Color, ICG, slit lamp, and external
- **Report management**
— OCT, visual fields, HRT, and more
- **A complete Web-enabled solution**
- **Network Attached Storage (NAS), to meet your growing needs**

OPHTHALMIC IMAGING

S Y S T E M S

221 Lathrop Way, Suite I • Sacramento, CA 95815 • (800) 338-8436 • (916) 646-2020

www.oisi.com

© 2004 Ophthalmic Imaging Systems

A subsidiary of  in alliance with 